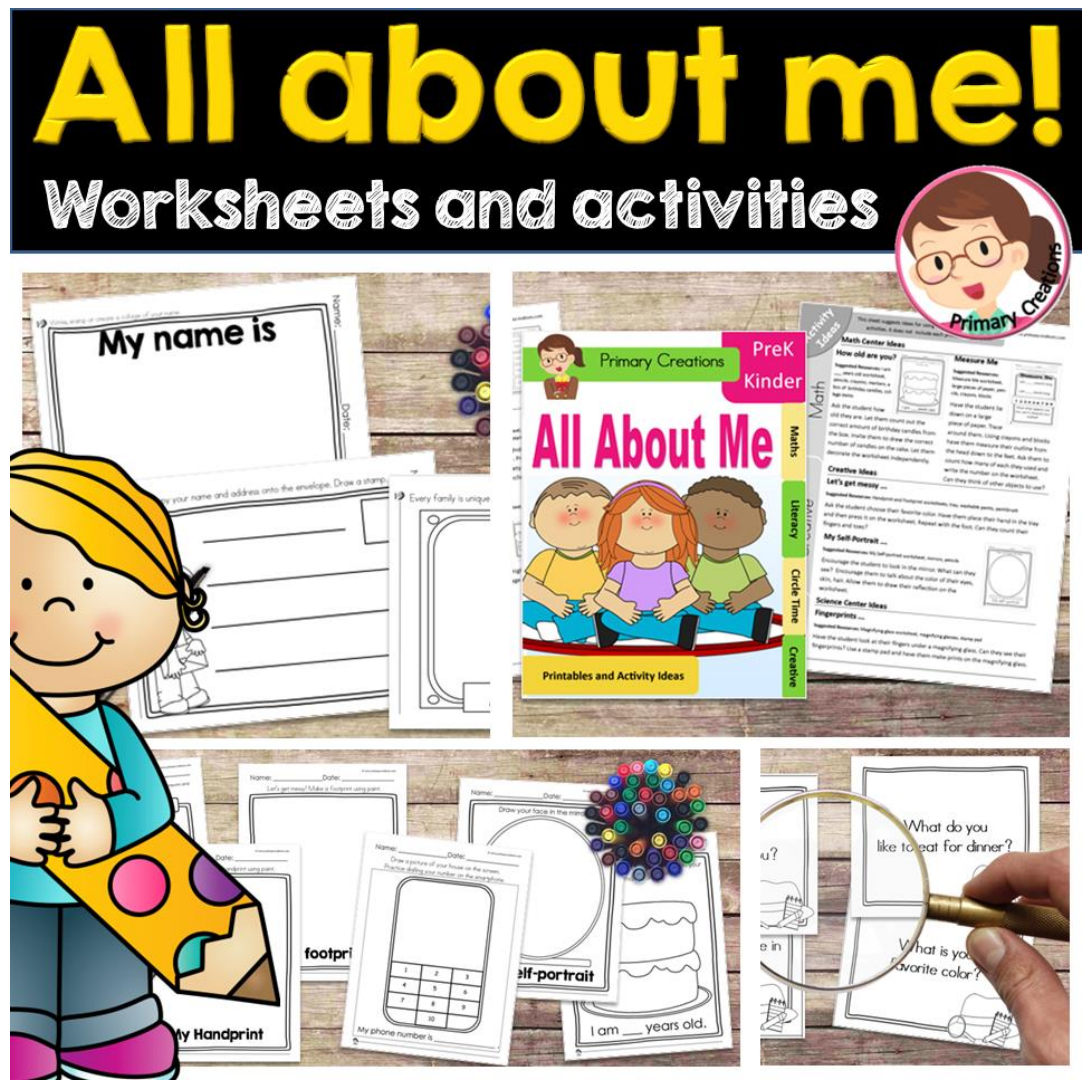


Complimentary
task cards
to support the
ALL ABOUT ME
pack.

To purchase the pack
please click on
the image.



Save 10% off the full price of the pack!
Use this code: ABMTASKI0OFF

Thank you!



About me



Hi, I'm Alison, an ASD Specialist teacher now based in the UK, I previously taught in mainstream classes. I have been a teaching assistant in special schools and a 1:1 for pupils with ASD and SEBD.

I graduated from The University College of Worcester in 2001 with a BA (Hons) in Early Childhood Studies. In 2016 I completed my QTS through the Graduate Teacher Programme in Wales.

Whilst living in Texas, I homeschooled my eldest until the age of 6 and ran a home-daycare. I have also been a programme coordinator for PRIMO an English immersion school in Nagoya, Japan.

I have been a preschool curriculum creator on [TeachersPayTeachers](https://www.teacherspayteachers.com/) since 2011. I now create and sell publications for homeschoolers, home day care providers, preschools and lower elementary grades. You can visit my store here – [Primary Creations by Mrs. Garza!](https://www.teacherspayteachers.com/author/mrs-garza)

Credits

Widgit Symbols © Widgit
Software 2002-2023
www.widgit.com



Legal Stuff

All rights reserved. © 2019

AlisonGarza@PrimaryCreations.com /
www.autismfriendlyclassrooms.com

You may:

- Print and use just for your own personal / classroom use
- If you show photos in use on ANY social media platform you must credit and link to www.primarycreations.com
- Purchase extra licenses at a discounted rate

You may not:

- Share with others either as a digital or physical good under any circumstances on any platform

Additional resources

Letter Fun
A to Z Activities

Letter A Fun
Activities Pack

Print-n-Go
Worksheets

Letter Z Fun
Activities Pack

312
Pages



Write your name.

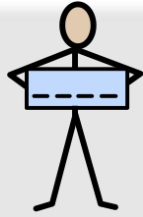
 Write, stamp or create a collage of your name.

My name is

Bertie

Name: _____

Date: _____



Write your name using coloured pencils.

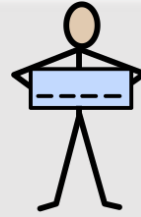
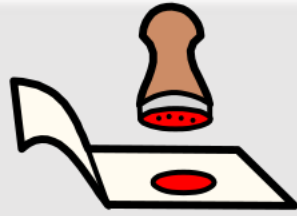
 Write, stamp or create a collage of your name.

My name is

Bertie

Name: _____

Date: _____



Stamp your name.

 Write, stamp or create a collage of your name.

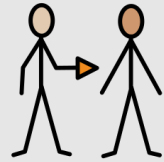

My name is

B e r t i e

Name: _____

Date: _____


?



How old are you?



123
Write your age.



Draw the candles.

Name: _____ Date: _____

Draw the correct number of candles on your birthday cake.




I am 6 years old.






Look in the mirror.



Draw your face.



Colour your face.


Name: _____ Date: _____

Draw your face in the mirror.



My self-portrait






Draw your family.

Every family is unique. Draw a picture of your family in the photo frame.



Name: _____

Date: _____



Draw something that makes you feel happy.

Draw a picture of something that makes you feel happy.

My happy picture.

Name: _____

Date: _____

© www.primarycreations.com



Draw something that makes you feel sad.



Draw a picture of something that makes you feel sad.

My sad picture.



Name: _____


Date: _____



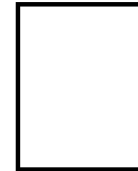
Trace your name and address.



Copy your name and address onto the envelope. Draw a stamp.



Bertie Taylor



5 Happy Street,

Supertown,

CF72 9GB

Name: _____

Date: _____

Abcd
Abcd 



Copy your name and address.



Copy your name and address onto the envelope. Draw a stamp.


Name: _____

Bertie Taylor

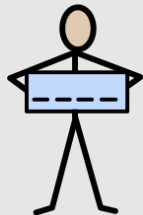
5 Happy Street,

Supertown,

CF72 9GB




Bertie Taylor
5 Happy Street,
Supertown,
CF72 9GB



Write your name and address.



Copy your name and address onto the envelope. Draw a stamp.



Bertie Taylor

5 Happy Street,

Supertown,

CF72 9GB



Name: _____


Date: _____



Draw your house.



Dial your




01234



phone number.

Name: _____ Date: _____

Draw a picture of your house on the screen.
Practice dialling your number on the smartphone.




My phone number is 01496 888129.





Press finger on ink pad.




Put finger on the paper.



Use the magnifying glass.

Name: _____ Date: _____

Using a stamp pad or paint add fingerprints to the magnifying glass.





Paint your hand.




Put hand on the paper.



Wipe your hand.

Name: _____ Date: _____

Let's get messy! Make a handprint using paint.




My Handprint





Paint your foot.



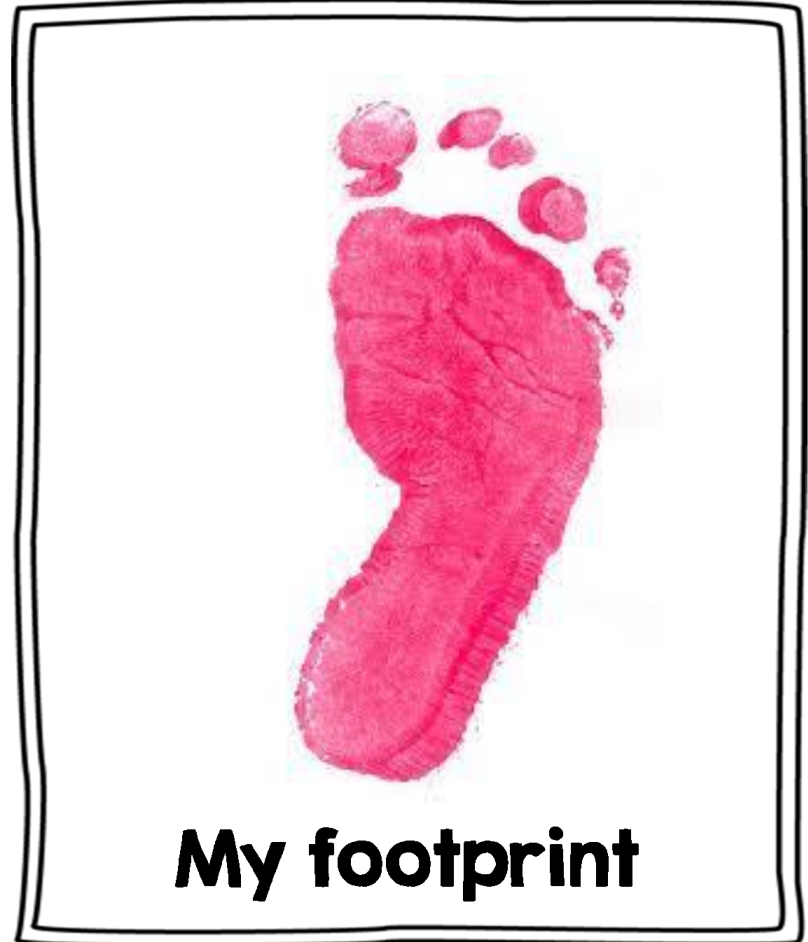
Put foot on the paper.



Wipe your foot.


Name: _____ Date: _____

Let's get messy! Make a footprint using paint.


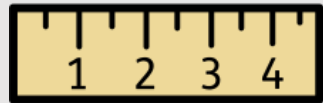


Name: _____ Date: _____

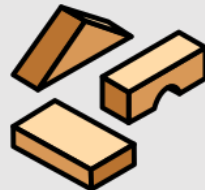
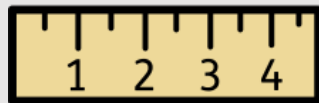
Draw an outline of your body on a large piece of paper. Using crayons and blocks measure how long you are.



Draw around your body.



Measure with crayons.



Measure with blocks.

Measure Me

I am 27 crayons long.

I am 50 blocks long.

What other objects can you use to measure your outline?

